

PUBLIC ADVISORY



Effective February 1, 2011, the Department of Public Works and Highways (DPWH), in coordination with the Philippine National Police (PNP) and the Land Transportation Office (LTO), will start apprehending trucks and trailers that will exceed the 13,500 kilograms per axle limit.

However, the restrictions on both the allowable vehicle axle load of 13,500 kilograms and gross vehicle weight (GVW), which ranges from 16,880 kilograms to 41,000 kilograms, depending on the number and configuration of axles, will be strictly enforced effective May 1, 2011.

<u>TRUCKS/TRAILERS</u>	<u>DESCRIPTION & MAXIMUM GVW</u>
	TRUCK WITH 2 AXLES (6 WHEELS) 16,880 KGS
	TRUCK WITH TANDEM REAR AXLE 3 AXLES (10 WHEELS) 27,250 KGS
	TRUCK WITH TANDEM REAR AXLE 4 AXLES (14 WHEELS) 29,700 KGS
	TRUCKS SEMI-TRAILER WITH 3 AXLES (10 WHEELS) 30,380 KGS
	TRUCK SEMI-TRAILER 4 AXLES (14 WHEELS) 30,380 KGS
	TRUCK SEMI-TRAILER 4 AXLES (14 WHEELS) 30,380 KGS
	TRUCK SEMI-TRAILER 5 AXLES (18 WHEELS) 37,800 KGS
	TRUCK TRAILER WITH 2 AXLES AT MOTOR VEHICLE 3 AXLES AT TRAILER (18 WHEELS) 30,378 KGS
	TRUCK TRAILER WITH 2 AXLES AT MOTOR VEHICLE 2 AXLES AT TRAILER (14 WHEELS) 30,378 KGS
	TRUCK TRAILER WITH 3 AXLES AT MOTOR VEHICLE 3 AXLES AT TRAILER (22 WHEELS) 41,000 KGS
	TRUCK TRAILER WITH 3 AXLES AT MOTOR VEHICLE 3 AXLES AT TRAILER (22 WHEELS) 41,000 KGS

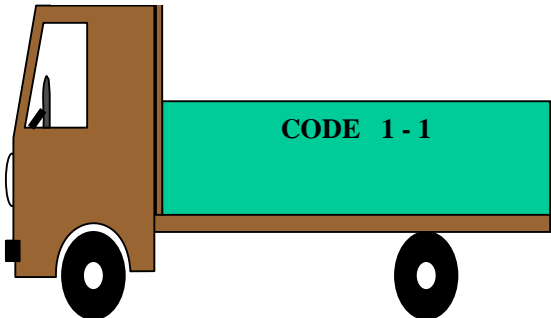
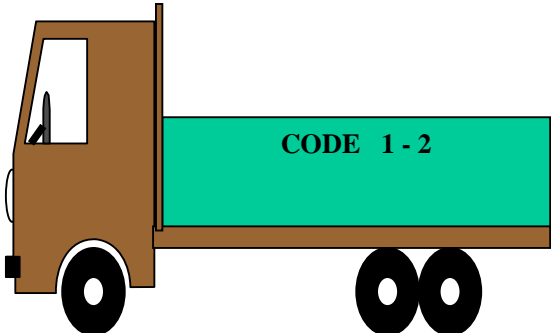
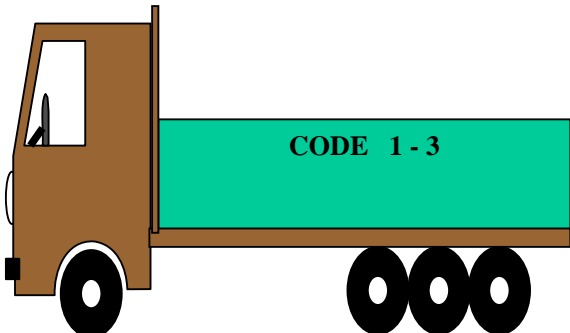
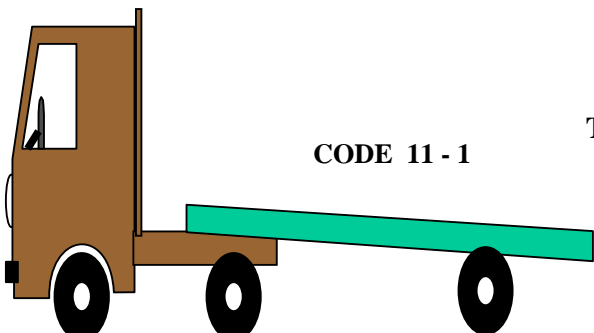
For further information, please call 536-3477 or visit www.dpwh.gov.ph

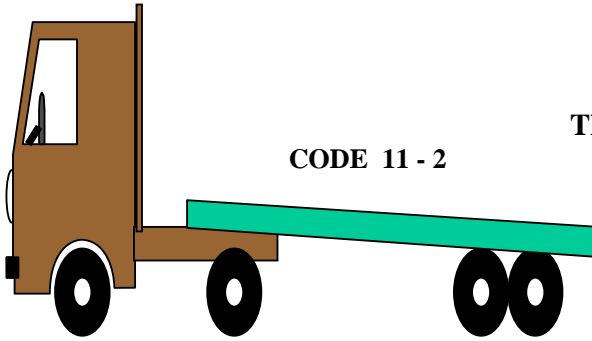
“Sa tamang bigat, ligtas ang lahat”



DEPARTMENT OF PUBLIC WORKS AND HIGHWAYS

MAXIMUM ALLOWABLE GROSS VEHICLE WEIGHT PER RA NO. 8794
Based on the maximum allowable axle load of 13,500 kgs.

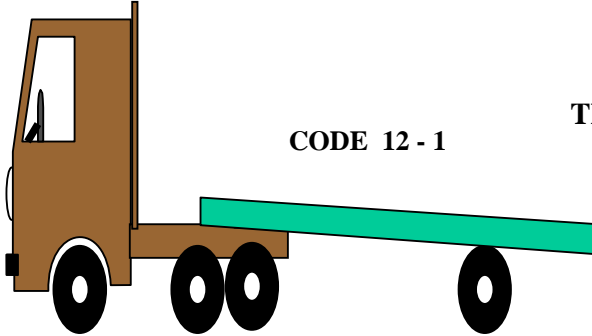
TRUCKS/TRAILERS	DESCRIPTION	MAX. ALLOWABLE GVW (In kgs.)
	TRUCK WITH 2 AXLES (6 WHEELS)	16,880
	TRUCK WITH TANDEM REAR AXLE 3 AXLES (10 WHEELS)	27,250
	TRUCK WITH TANDEM REAR AXLE 4 AXLES (14 WHEELS)	29,700
	TRUCK SEMI-TRAILER WITH 3 AXLES (10 WHEELS)	30,380



CODE 11 - 2

**TRUCK SEMI-TRAILER
WITH 4 AXLES
(14 WHEELS)**

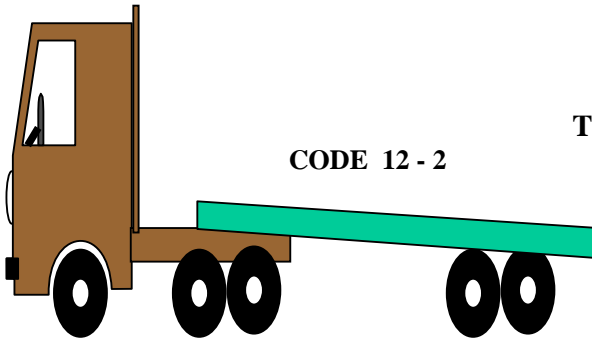
30,380



CODE 12 - 1

**TRUCK SEMI-TRAILER
WITH 4 AXLES
(14 WHEELS)**

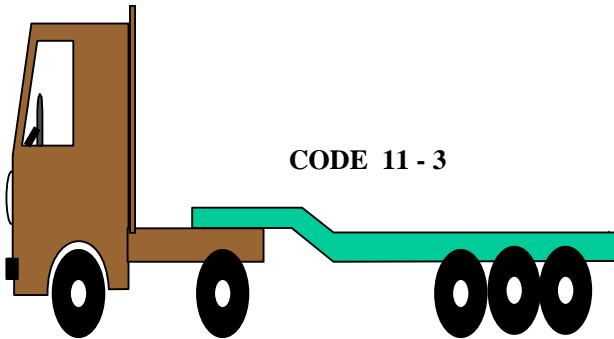
30,380



CODE 12 - 2

**TRUCK SEMI-TRAILER
WITH 5 AXLES
(18 WHEELS)**

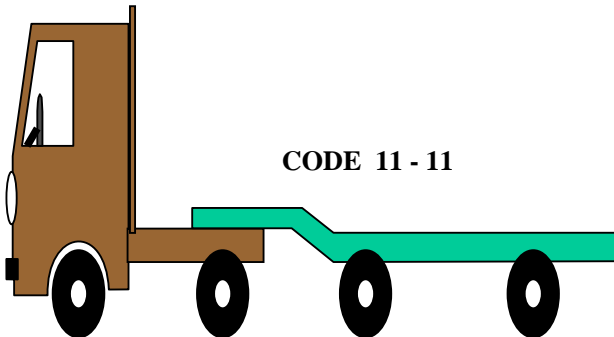
37,800



CODE 11 - 3

**TRUCK-TRAILER
WITH 2 AXLES
AT MOTOR VEHICLE
&
3 AXLES AT TRAILER
(18 WHEELS)**

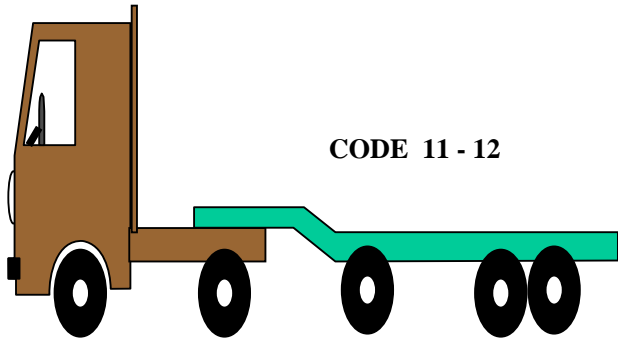
30,378



CODE 11 - 11

**TRUCK-TRAILER
WITH 2 AXLES
AT MOTOR VEHICLE
&
2 AXLES AT TRAILER
(14 WHEELS)**

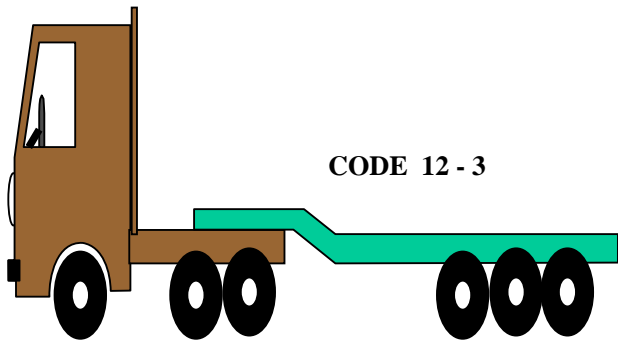
30,378



CODE 11 - 12

TRUCK-TRAILER
WITH 2 AXLES
AT MOTOR VEHICLE
&
3 AXLES AT TRAILER
(18 WHEELS)

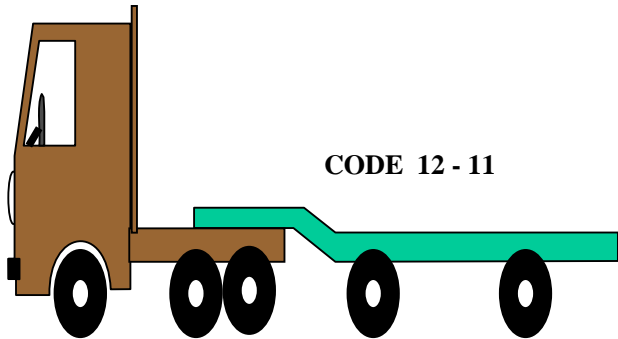
36,900



CODE 12 - 3

TRUCK-TRAILER
WITH 3 AXLES
AT MOTOR VEHICLE
&
3 AXLES AT TRAILER
(22 WHEELS)

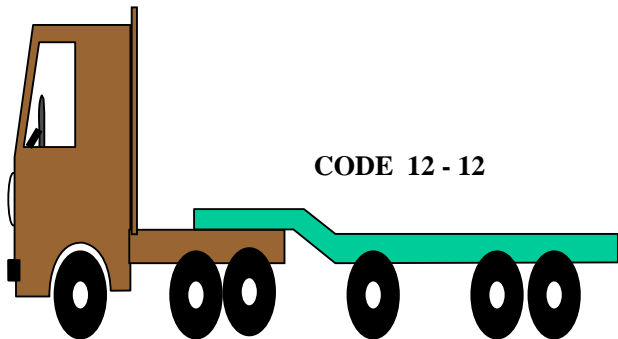
41,000



CODE 12 - 11

TRUCK-TRAILER
WITH 3 AXLES
AT MOTOR VEHICLE
&
2 AXLES AT TRAILER
(18 WHEELS)

37,800



CODE 12 - 12

TRUCK-TRAILER
WITH 3 AXLES
AT MOTOR VEHICLE
&
3 AXLES AT TRAILER
(22 WHEELS)

41,000