




mcc.com.sg

Making a Booking

Making a booking

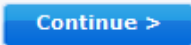
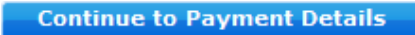
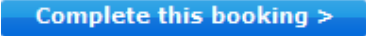
How do I make an online booking?

1. You can make a booking after searching a schedule and clicking  beside a sailing of your choice as shown below

0906	CAPE FERROL	Sunday 27 Sep 6:00am	Saturday 03 Oct	5	Yes	
------	-------------	----------------------	-----------------	---	-----	---

2. Fill in the mandatory fields marked with a * (*Note: The mandatory fields are for booking only. Some of the other fields will only become mandatory for a shipping instruction*)
3. Enter Service Contract Holder and Shipper fields
4. Enter all container details marked with *
 - Select Container Type
 - If a reefer container is selected, the reefer details will be available as shown
 - Select Number of Containers
 - Enter Average Cargo Weight / Container (kgs)
 - If a container is SOC, tick the Shipper owned containers
5. Enter all commodity details marked with an *
 - Select Commodity Group
 - Select Commodity Type
 - Enter Description of Goods

6. Tick  **I have read and understood the [Terms & Conditions](#)**

7. Click 
8. You will now see your booking summary. You can change your booking details from here
9. Click on 
10. Click on 
11. The booking acknowledgement page will give the details of the booking as well as the Booking reference number as shown (*Note: Use the Booking Reference Number when inquiring about this booking.*)

Booking Reference Number: MCCT00426

Thank you for booking with MCC. Your booking is now complete.

Please note that this is not a booking confirmation. You will receive a booking confirmation email from your local MCC booking office.

This screen contains a summary of your booking information

12. That's it! You will receive a booking confirmation from your local MCC booking office