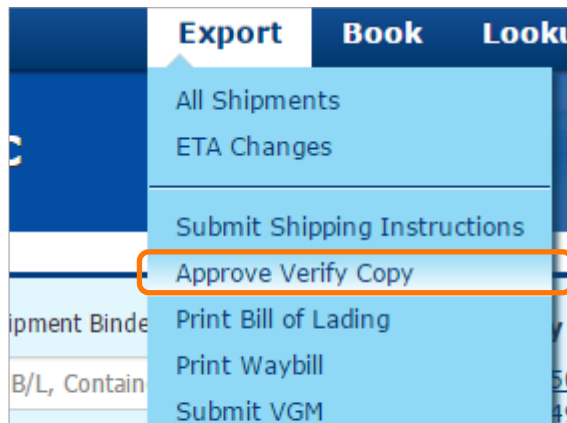


BILL AMENDMENT



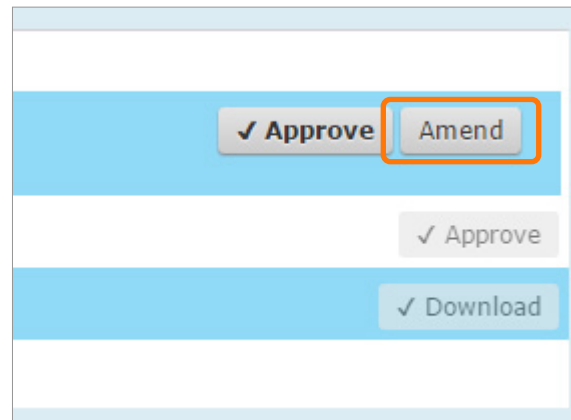
In just two working hour, your booking amendments done online can be processed.
Log on to my.mcc.com.sg today to check it out.

STEP 1A



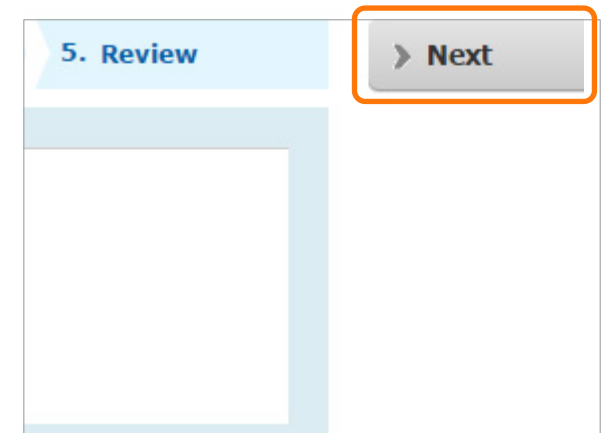
From the homepage of my.mcc.com.sg, hover to the "Export" tab on the menu and click "Approve Verify Copy"

STEP 2A



From the list, select the bill of lading you want to amend and click "Amend".
If you are unable to find the same, please follow step 2b (see next page).

STEP 3A



Amend the details as needed, click "next" until you reach the "Review" tab.

If you have questions regarding the use of My MCC, please contact Live Help

BILL AMENDMENT



In just two working hour, your booking amendments done online can be processed. Log on to my.mcc.com.sg today to check it out.

STEP 4A

I do not require Verify Copy
(Considered as approved)

> Submit

< Previous

You can see a preview of your bill of lading. If everything is in order. Click “Submit”

STEP 2B

MCC TRANSPORT | Export Book Lookup Track Help

Amend Shipping Instructions for Document no. [redacted]

1. Document Properties | 2. Cargo Details | 3. Parties | 4. [redacted]

Document Properties

Document Type	Bill of Lading - Shipped on Board
Issue Bill of Lading to	
Number of Original B(s)/L	3

Click on the MCC logo on the top left corner of your screen to come to the home page.

STEP 3B

My MCC

Track by Shipment Binder

Shipment, B/L, Container no.

Search

Key in your shipment, b/l, container # and click on search

If you have questions regarding the use of My MCC, please contact Live Help

BILL AMENDMENT



In just two working hour, your booking amendments done online can be processed.
Log on to my.mcc.com.sg today to check it out.

STEP 4B

File name	Date created	Status
Verify Copy	10 Aug 2016, 10:04 (local time)	Approved on 10 Aug 2016, 10:13 (local time)
View Bill of Lading	18 Aug 2016, 11:52 (local time)	Transport document created



MCC TRANSPORT | Export Book Lookup Track Help MyFinance Import | English

Amend Shipping Instructions for Document no. MCT377777

1. Document Properties | 2. Cargo Details | 3. Parties | 4. Payment Details | 5. Review | **> Next**

Document Properties

Document Type: Bill of Lading - Shipped on Board

Issue Bill of Lading to: []



1. Click on documents tab
2. Click on “Amend bill of lading”
3. Amend details as needed, click “next” until you reach the “review” tab
4. You can see a preview of your Bill of Lading. If everything is in order, click “Submit”.

I do not require Verify Copy (Considered as approved)

> Submit

< Previous

If you have questions regarding the use of My MCC, please contact Live Help