

# Handbook-Registration

1. 如何找回用户名？--P2

2. 如何找回密码？--P9



## > 如何找回用户名?

\* 如果同时忘记用户名和密码, 请先找回 用户名, 再去找回密码.

如果忘记用户名, 请在登陆的界面点击 **I forgot my username**


登陆链接: <https://my.mcc.com.sg/webuser/login?originalUrl=https%3A%2F%2Fmy.mcc.com.sg%3A443%2Fdashboard>


1



YOUR INTRA-ASIA PARTNER

### Log in

 User name\*

 Password\*

Remember my user name

Log in

[I forgot my password](#)

[I forgot my username](#)

2

然后在该界面填写相关信息, 并点击 **Continue**  
当出现 **Success** 的界面, 证明你提交成功, 请点 **OK**

## I forgot my username

Please fill in the form below to retrieve your user name.

**First Name\***

Bill

**Last Name\***

Cheng

**Email\***

abc@abc.com

**Country\***

China

**City\***

Chengdu

**Code\***

86

**Phone\***

123456

**Extension**

**Company\***

ABC Company

Continue

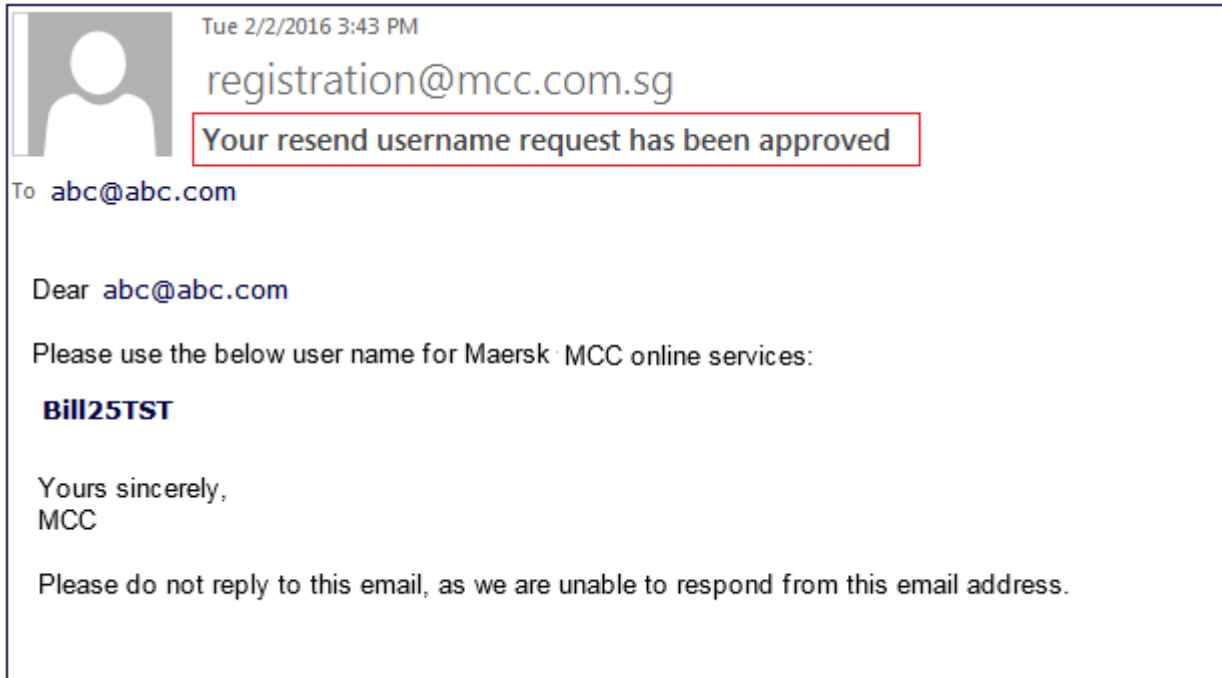
### Success

Your request to receive your user name has been successfully received. We will send you an email with your user name shortly.

OK

3

然后您的注册邮箱就会收到系统邮件，在邮件中您可以查看到你的 **用户名**



## > 如果忘记密码怎么办?

如果忘记密码，请在登陆的界面点击 **I forgot my password**

登陆链接：<https://my.mcc.com.sg/webuser/login?originalUrl=https%3A%2F%2Fmy.mcc.com.sg%3A443%2Fdashboard>


1



YOUR INTRA-ASIA PARTNER

### Log in

 **User name\***

 **Password\***

Remember my user name

Log in

**I forgot my password**

I forgot my username

2

然后录入你的 **用户名** 和 **注册邮箱** 点击 **Continue** 提交.


出现 **Success** 的界面就证明您提交成功, 请点 **OK**.




YOUR INTRA-ASIA PARTNER

## I forgot my password

Please fill in your user name and email below and we will send you an email with instructions on how to reset your password.

 **User name\***

 **Email\***

Continue



### Success



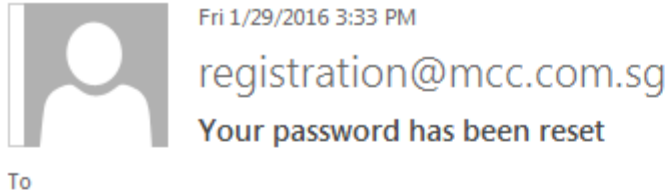
Your request has been received and you will be sent an email with instructions on how to reset your password.

OK

3

之后您的注册邮箱就会收到以下邮件,

请点击邮件中的 **Click here to set password** 去重新设置您的密码.



Dear

Please use the following link to set a new password for MCC online services:

[Click here to set password](#)

点击这里进入设置密码

Should the above link not work, please copy and paste the following URL:

<https://my.mcc.com.sg/webuser/setpassword?requestpin=24aefb325beda26e4e4312e8158e657c>

If you have general questions about MCC, please go to <http://www.mcc.com.sg> or contact your local office:

Office name : MCC China (Qingdao)

Office city : Qingdao

Phone : +86-532 80951800

Email : [cn.north.export@mcc.com.sg](mailto:cn.north.export@mcc.com.sg)

Thank you for using MCC online services.

Yours sincerely,  
MCC

Please do not reply to this email, as we are unable to respond from this email address.

4

进入以下界面后，请设置你的密码。  
设置完成后，请点 **Continue** 按钮  
当界面提示 **Success** 证明你设置成功，请点击 **OK**。

## Create your new password

Before we log you in for the first time, you will need to create a password.

You also have the option to enable additional security for increased protection of your account.

User name:  
username

Email address:  
example@example.com

New Password\*  
●●●●●●●●

Repeat new Password\*  
●●●●●●●●

I would like to enable additional security for increased protection of my account (What is this?)

Continue



### Success

Your password is set and an email has been sent to you registered email address.

OK

如需加强您的密码保护，  
可以在这里打勾去设置。

如果不需要请不用理会。

密码至少8个字符，必须至少包含  
1个大写字母，1个小写字母和1个  
数字，如：Mcc12345

密码中也不能包含你的用户名

\*请牢记您的用户名以及密码\*