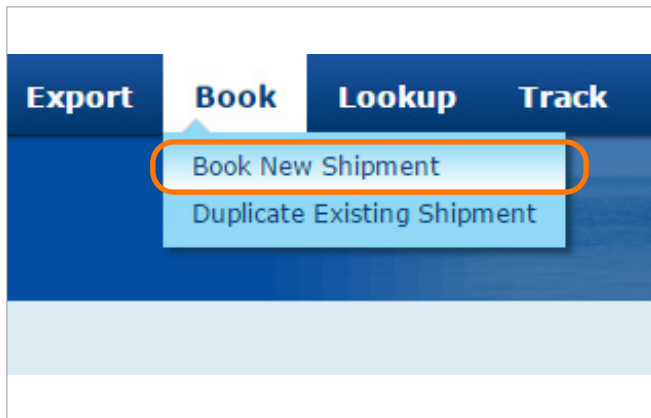


# NEW BOOKING



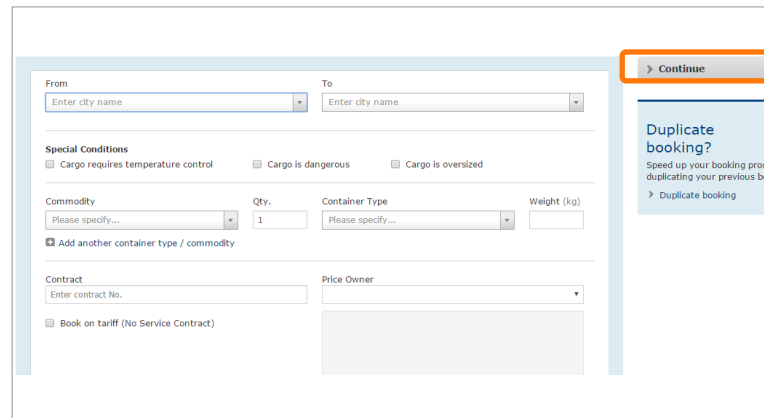
Save time on manual processes by placing your bookings online via my.mcc.com.sg!  
Log on today to place your booking and receive your booking confirmation in just 2 working hours.

## STEP 1



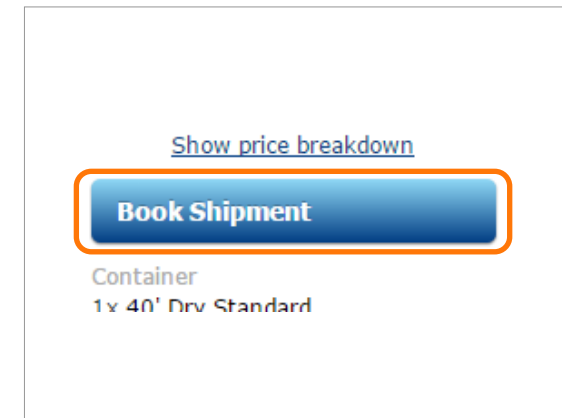
Log in to my.mcc.com.sg, hover over the "Book" tab on the menu then click "Book New Shipment".

## STEP 2



Fill in the details with your booking's information and click "Continue" until the screen reaches the "Book Shipment" option.

## STEP 3



Configure your booking details and then click "Book Shipment".

*If you have questions regarding the use of My MCC, please contact Live Help*