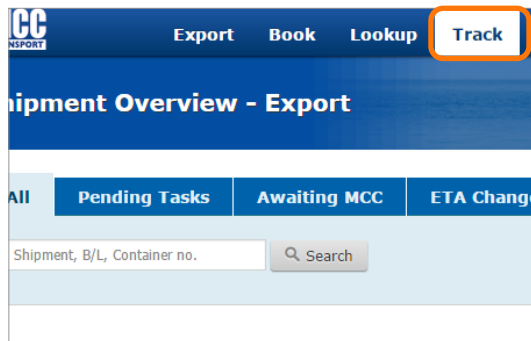


TRACKING



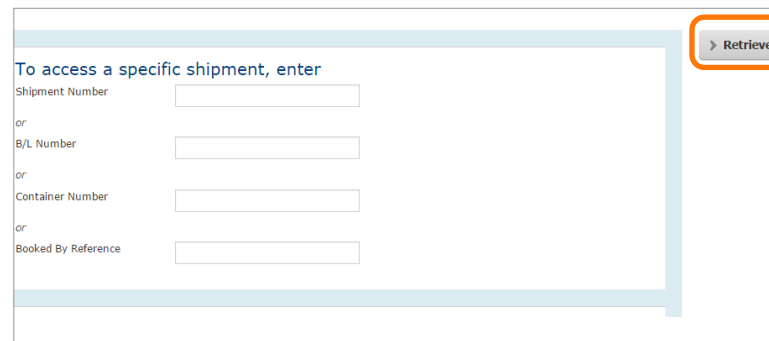
Tracking your shipments' movements has been made faster and easier, eliminating the need for requesting updated by email. Visit my.mcc.com.sg today to try it out.

STEP 1



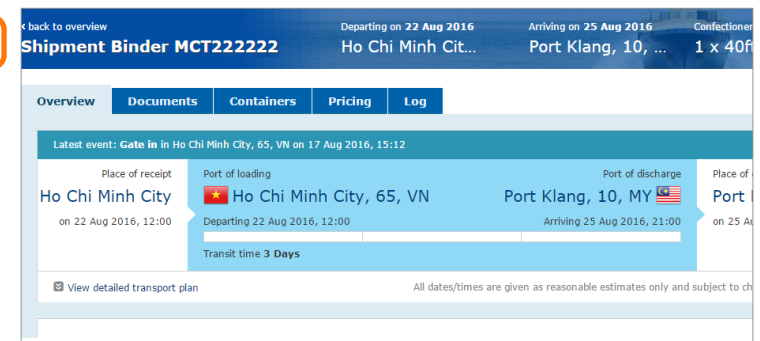
From the homepage of my.mcc.com.sg, click track located in the menu.

STEP 2



Find the shipment by providing the shipment no. / b/l no / container number / booked by reference and click “retrieve”

STEP 3



Once you click retrieve, the complete information of tracking for the shipment will be viewed as shown

If you have questions regarding the use of My MCC, please contact Live Help