
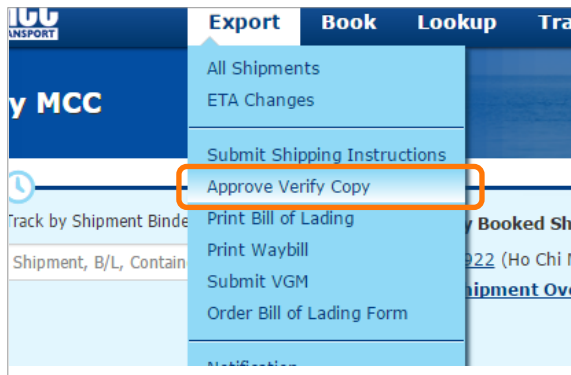


VERIFY COPY APPROVAL



Approve your verify copy online at any time of the day (or night!) with my.mcc.com.sg.

STEP 1



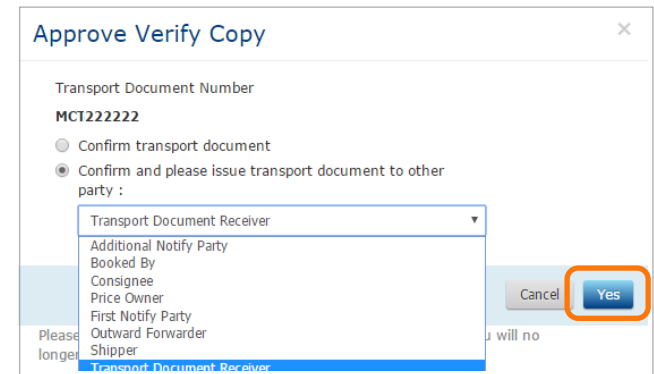
From the homepage of mymcc.com.sg, hover to “my.mcc.com.sg” in the menu and Click “Approve Verify Copy”.

STEP 2



From the list, select the bill of lading to be approved and click “Approve”

STEP 3



You can choose to either confirm the transport document only or confirm and issue transport document to a different party by selecting from a drop down menu.

If you have questions regarding the use of My MCC, please contact Live Help